



What Would
You Grow in
Your Garden?





Name: _____

Would you grow
 lettuce? 🥬

Would you grow
 potatoes? 


Would you grow
 carrots? 


Would you grow
 cauliflowers? 


Would you grow
 onions? 

Would you grow
 eggplants? 

Would you grow
 pumpkins? 






Would you grow
8 broccoli? 







Would you grow
9 beets? 

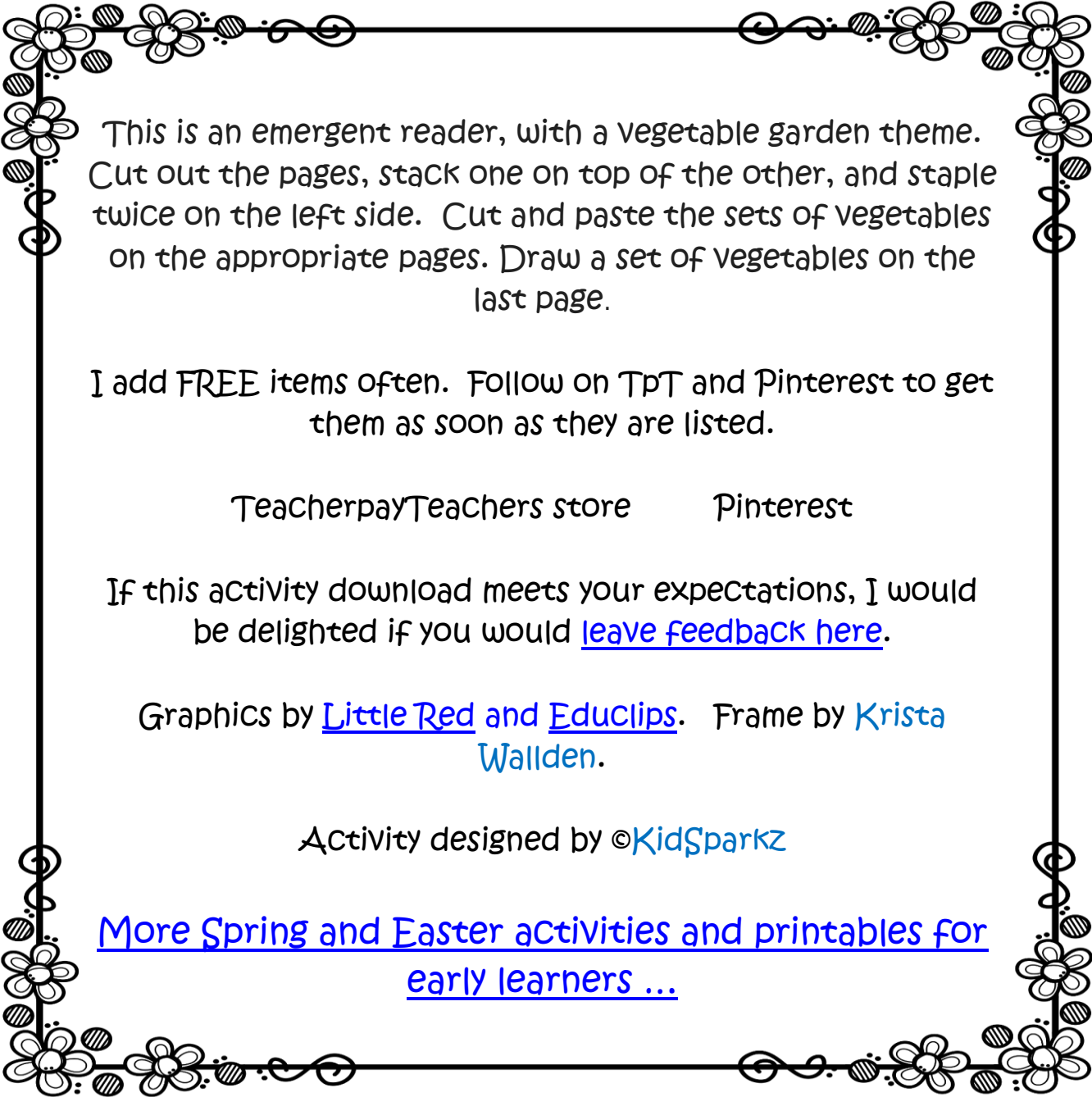
Would you grow
 celery stalks? 

I would grow

Cut out the sets of vegetables, and paste them on the correct pages. Draw your own set of vegetables on the last page.





A decorative border with a repeating pattern of stylized flowers and swirls, framing the central text.

This is an emergent reader, with a vegetable garden theme. Cut out the pages, stack one on top of the other, and staple twice on the left side. Cut and paste the sets of vegetables on the appropriate pages. Draw a set of vegetables on the last page.

I add FREE items often. Follow on TpT and Pinterest to get them as soon as they are listed.

TeacherpayTeachers store Pinterest

If this activity download meets your expectations, I would be delighted if you would [leave feedback here](#).

Graphics by [Little Red](#) and [Educlips](#). Frame by [Krista Wallden](#).

Activity designed by ©[KidSparkz](#)

[More Spring and Easter activities and printables for early learners ...](#)