




A




B




C




D




E




F




G




H




I




J




K




L




M




N




O




P




Q




R




S




T




U




V




W



X



Y



Z



Trees and Arbor Day Alphabet

This is a set of tree alphabet cards. I have also added some bird and squirrel cards to extend your lessons. You could hide a bird card behind one of the trees and children guess which tree hides the bird. Play as a group game in a pocket chart, or in a grid at circle time on the floor.

Cards can be used for letter order, sequencing and recognition. . Print 2 sets for matching, concentration and memory games. Print on cardstock and laminate for longest use.

Graphics by [Whimsy Clips](#)

This resource is Copyright ©KidSparkz with all rights reserved.

KidSparkz on [Pinterest](#)

KidSparkz at [TeachersPayTeachers](#)

www.kidsparkz.com

[Email](#) with any questions or comments.