

St. Patrick's Day

Cut and Paste Sentences



Cut out the words at the bottom, and make some sentences. Then read the sentences.

On St. Patrick's Day, I saw a

On St. Patrick's Day, I saw a

On St. Patrick's Day, I saw a

On St. Patrick's Day, I saw a


On St. Patrick's Day, I saw a

On St. Patrick's Day, I saw a

rainbow



shamrock




leprechaun



pot of gold



hat



harp



Cut out the words at the bottom, and make some sentences. Then read the sentences.

On St. Patrick's Day, I saw a

On St. Patrick's Day, I saw a

On St. Patrick's Day, I saw a

On St. Patrick's Day, I saw a

On St. Patrick's Day, I saw a

On St. Patrick's Day, I saw a


friend



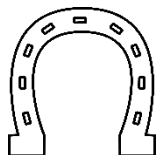
cake




candy



horseshoe




teddy



mushroom





Emergent reading - cut and paste the labeled pictures to finish the sentences. Because of the repetition at the beginning, and the picture clue at the end, the children are able to predict what the sentences say, and are able to “read” them.

I add FREE items often. Follow on TpT and Pinterest to get them as soon as they are listed.

KidSparkz [TeacherpayTeachers store](#)
[Pinterest](#)

Graphics by [Whimsy Clips](#), [Krista Wallden](#) and
[RebeccaB. Designs](#)

Activity designed by [KidSparkz](#)

More St. Patrick's Day activities and free
printables