







2







3







4







5







6







7







8







9





10





This is a ten frame activity that is perfect for a center for pre-k and kindergarten ages. Provide lots of different manipulatives such as cotton balls, pom poms, counters, play dough etc. to have the children count and match the set with the number on each card. Print on cardstock and laminate for longest use.

Graphics by [Whimsy Clips](#) and [RebeccaB. Designs](#). Ten frames by

[Graphics from the Pond](#)

This resource is © KidSparkz with all rights reserved.

[KidSparkz on Pinterest](#)

[KidSparkz at TeachersPayTeachers](#)

www.kidsparkz.com