






red




blue




yellow




green




orange



brown



pink



purple




black





white


Color Words Write the Room


Write the word on the line, and color the picture the matching color.


























Color Words Read the Room


Read the word, and color the picture the matching color.




red




brown




blue




pink



yellow




purple




green



black



orange



white

This is a Read or Write the Room activity, featuring color words. Cut out the color cards and post on the wall around the room. Give each child a recording sheet on a clip board. Have several cans of color crayons available. One recording sheet focuses on writing color words, and the other on recognizing them.

Graphics by [Whimsy Clips](#)

This resource is Copyright ©KidSparkz with all rights reserved.

KidSparkz on [Pinterest](#)

KidSparkz at [TeachersPayTeachers](#)

www.kidsparkz.com