




1




2




3




4




5




6




7




8




9




10




11




12




13




14




15




16




17




18




19




20




21




22




23




24




25




26




27







28



29



30



Cats Number Cards 1-30

This is a set of cats number cards to 30. I have also added some toy mouse cards to extend your lessons. You could hide a toy mouse card behind one of the cats, and children guess which cat hides the toy mouse. Play as a group game in a pocket chart, or in a grid at circle time on the floor. Cards can be used for number order, sequencing and recognition. . Print 2 sets for matching, concentration and memory games. Print on cardstock and laminate for longest use.

Graphics by [Whimsy Clips](#)

This resource is Copyright ©KidSparkz with all rights reserved.

KidSparkz on [Pinterest](#)

KidSparkz at [TeachersPayTeachers](#)

www.kidsparkz.com

[Email](#) with any questions or comments.