

Emergent Reading

AT SCHOOL, I SAW...

12 Cut and Paste Sentences

FREE



Cut out the words at the bottom of the page.

At school, I saw _____


At school, I saw a _____

At school, I saw a _____

At school, I saw a _____

At school, I saw a _____



At school, I saw a _____

teacher 	bus 	chair 
backpack 	table 	lunchbox 

At school, I saw _____

At school, I saw _____

At school, I saw _____

books 	glue 	scissors 
crayons 	paper 	numbers 

Cut out the words at the bottom, and make some sentences. Then read the sentences.

At school, I saw a

At school, I saw a


At school, I saw a

At school, I saw a

At school, I saw a

At school, I saw a

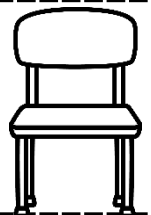
teacher



bus




chair



backpack



table



lunchbox



At school, I saw

At school, I saw

At school, I saw

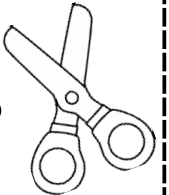
At school, I saw

At school, I saw


At school, I saw

books 

glue 

scissors 

crayons 

paper 

numbers 

Back to school emergent reading - cut and paste the labeled pictures to finish the sentences. Because of the repetition at the beginning, and the picture clue at the end, the children are able to predict what the sentences say, and are able to "read" them.

I add FREE items often. Follow on TpT and Pinterest to get them as soon as they are listed.

TeacherpayTeachers store Pinterest

If this activity download meets your expectations, I would be delighted if you would leave feedback.

Graphics by and [Whimsy Clips](#) and [RebeccaB. Designs](#)

Activity designed by [@KidSparkz](#)

More [BACK to SCHOOL activities and printables](#) for early learners ...