




0




1




2




3




4




5




6




7




8




9




10




11




12




13




14



15




16




17




18




19



20




21




22




23




24




25




26




27






28



29



30



Airplane Numbers to 30

This is a set of airplane number cards, 0-30. I have also added some cloud/sun cards to extend your lessons. You could hide a cloud card behind one of the airplanes children guess which plane hides the cloud. Play as a group game in a pocket chart, or in a grid at circle time on the floor.

Cards can be used for number order, sequencing and number recognition. . Print on cardstock and laminate for longest use.

Graphics by [Whimsy Clips](#)

This resource is Copyright ©KidSparkz with all rights reserved.

KidSparkz on [Pinterest](#)

KidSparkz at [TeachersPayTeachers](#)

www.kidsparkz.com

[Email](#) with any questions or comments.